

## Mini-ITX Series

# VIA EPIA-M700


Mini-ITX C7® Board with  
MPEG-2 & 4/DiVX & WMV9/  
VC1, DVI-I, CF & Dual  
GigaLAN

## Features

- Integrated VIA Chrome9™ HC3 DX9 3D/2D graphics with MPEG-2/4 and WMV9 decoding acceleration
- Supports one IDE and two SATA
- Supports dual PCIe Gigabit Ethernet
- Supports one CF (Compact Flash)
- Supports one DVI-I port
- Supports digital I/O, SPI and proprietary MFX interfaces
- Supports six USB 2.0 ports (two as pin headers)
- Supports HD audio
- Designed for Digital Signage and Kiosk applications




## Board Placement



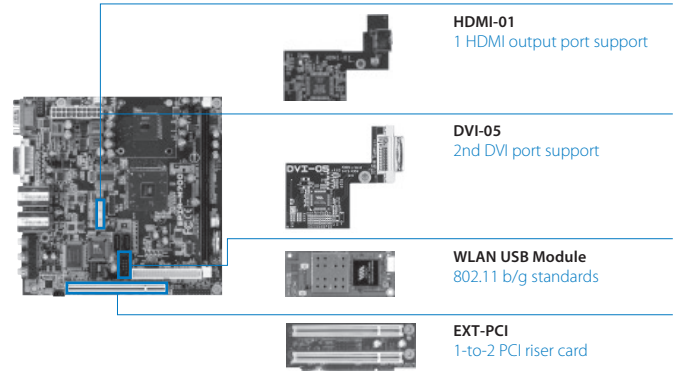
## Specifications

Model Name	EPIA-M700-15	EPIA-M700-10E
<b>Processor</b>	1.5GHz VIA C7®	1.0GHz VIA C7®
<b>Chipset</b>	VIA VX800 Unified Digital Media IGP chipset	
<b>System Memory</b>	1 x DDR2 533/667 DIMM socket Up to 2GB memory size	
<b>VGA</b>	Integrated VIA Chrome9™ HC3 DX9 3D/2D graphics and video decoding acceleration	
<b>Expansion Slots</b>	1 x PCI slot	
<b>Onboard IDE</b>	1 x UltraDMA 133/100/66 pin header	
<b>Onboard LAN</b>	2 x VIA VT6130 PCIe Gigabit Ethernet controllers	
<b>Onboard Audio</b>	1 x VIA VT1708B High Definition Audio Codec	
<b>Onboard I/O Connectors</b>	1 x USB pin header for 2 additional USB 2.0 ports 1 x Front panel audio pin header for Line-out/Mic-in or amplifier module 1 x S/PDIF out connector 1 x Digital video input pin header for CCIR-656/601/transport stream video 1 x Digital video output pin header for HDMI transmitter, DVI transmitter (different add-on card is required for different function) or 18-bit TTL (when onboard DVI is disabled) 1 x CF (Compact Flash) connector (shared with IDE) 1 x MFX pin header 1 x SPI pin header 1 x Digital I/O pin header 1 x KB/MS pin header 1 x SIR pin header (IRDA 1.0) 1 x Serial port pin header 1 x System temperature reading pin header 1 x Front panel pin header 1 x ATX power connector 2 x SATA connectors 2 x Fan connectors for CPU and system fans	
<b>Back Panel I/O</b>	1 x Serial port 1 x DVI-I port 2 x RJ-45 LAN ports 4 x USB 2.0 ports 3 x Audio phone jacks: Line-out, Line-in and Mic-in (horizontal, Smart 5.1 support)	
<b>BIOS</b>	Award BIOS SPI 4/8Mbit flash memory	
<b>Operating System</b>	Windows XP, Linux, Win CE, XPe	
<b>System Monitoring &amp; Management</b>	CPU voltage monitoring, System temperature reading, FAN speed detection Wake-on LAN, Keyboard Power-on, Timer Power-on, Watch Dog Timer System power management, AC power failure recovery	
<b>Operating Temperature</b>	0 ~ 50 °C	
<b>Operating Humidity</b>	0% ~ 95% (relative humidity; non-condensing)	
<b>Form Factor</b>	Mini-ITX (6-layer) 17 cm x 17 cm	

## Back Panel I/O



## Accessories

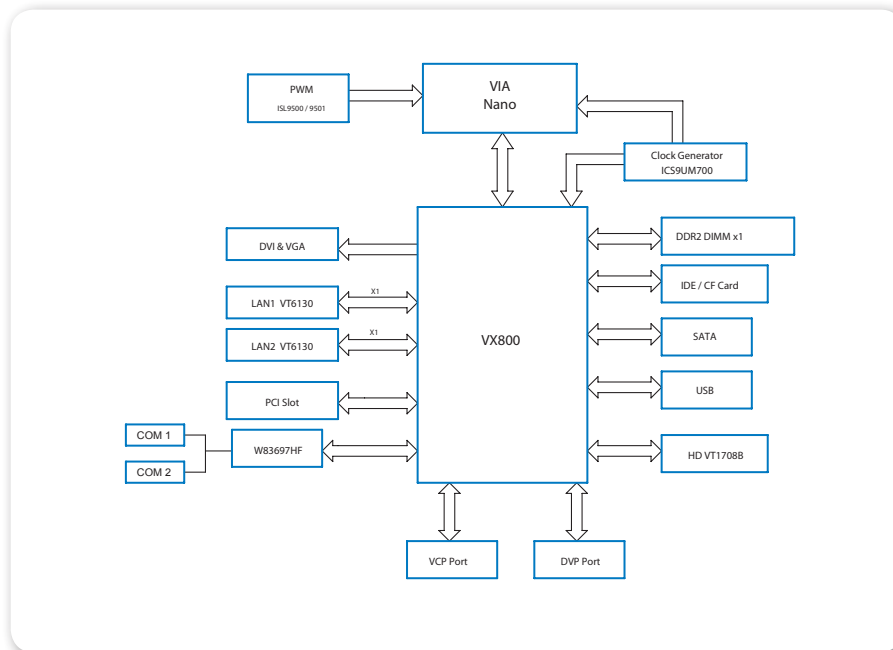


\*HDMI-01 and DVI-05 are project base accessories.

## Ordering Information

Model Name	CPU Frequency	Description
M700-15	1.5GHz C7®	Mini-ITX Board with 1.5GHz C7® CPU, DVI-I, USB, GLAN, COM, IDE, CF, SATA & Smart 5.1 Audio
M700-10E	1.0GHz C7®	Mini-ITX Board with 1.0GHz C7® CPU, DVI-I, USB, GLAN, COM, IDE, CF, SATA & Smart 5.1 Audio

## Block Diagram



## Packing List

Items
1 x Driver Utility CD
1 x ATA 133/100/66 ribbon cable
1 x SATA cable
1 x I/O bracket